



Welcome to Chellaston Junior School



Good and effective home school communication is a very important part of achieving the best possible learning outcomes for your child





- ▶ Staff are happy to talk to you at any time regarding your child.
- ▶ Parents are asked to come in to school via reception and sign in and collect a Visitor's Badge. This is for everyone's safety - you may be stopped and challenged if you are not wearing a valid badge!
- ▶ Let us help you - we can put you in touch with the person who is best able to answer your questions.





MEETINGS



- ▶ Parents' evenings with your child's teacher
- ▶ Workshops
- ▶ PTFA meetings – parents and staff join together to run fund-raising events.
- ▶ Coffee mornings - come and meet other parents. Talk to our Learning Mentor and healthcare professionals

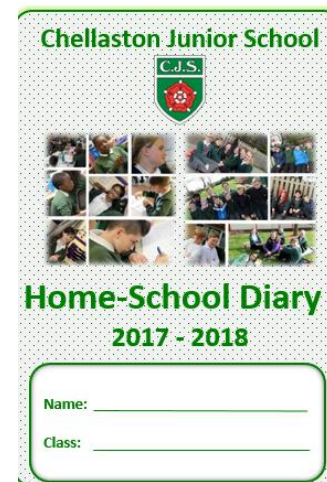




KEEPING YOU INFORMED



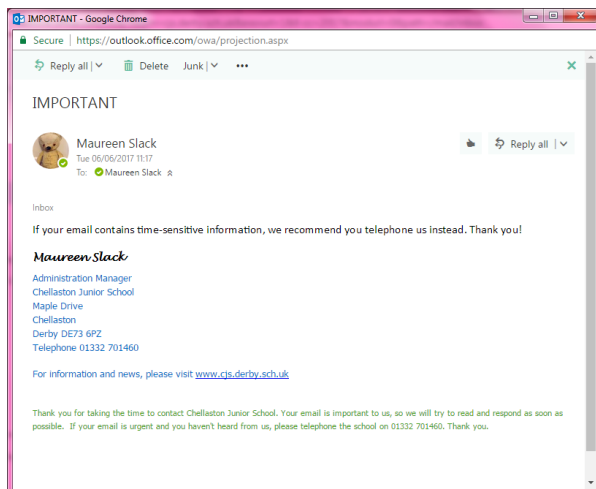
- ▶ CJS Buzz – our newsletter. We'll send you a text to let you know when it's available on the website
- ▶ Home-School Diary for every child
- ▶ Term Date Cards
- ▶ Reading Records





TELEPHONE/EMAIL

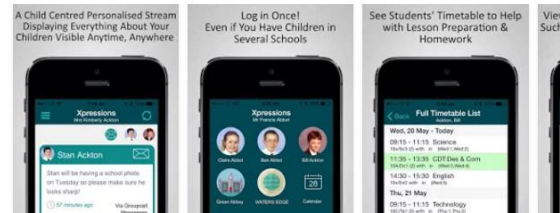
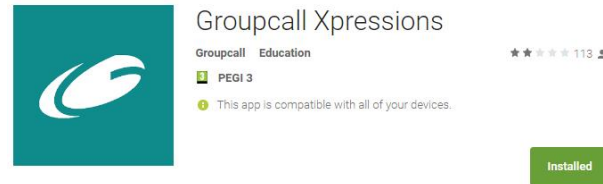
- ▶ Telephone 701460 – choose the option that you want
- ▶ Email admin@cjs.derby.sch.uk for absences, articles for The Buzz, other general queries.





GROUPCALL ALERTS

- ▶ SMS text messaging service – GroupCall used for club information, school trips, reminders about forthcoming events
- ▶ Download the Groupcall Xpressions App – free messages (saving us money) sent by us and delivered directly to the app using push messages





PARENTPAY

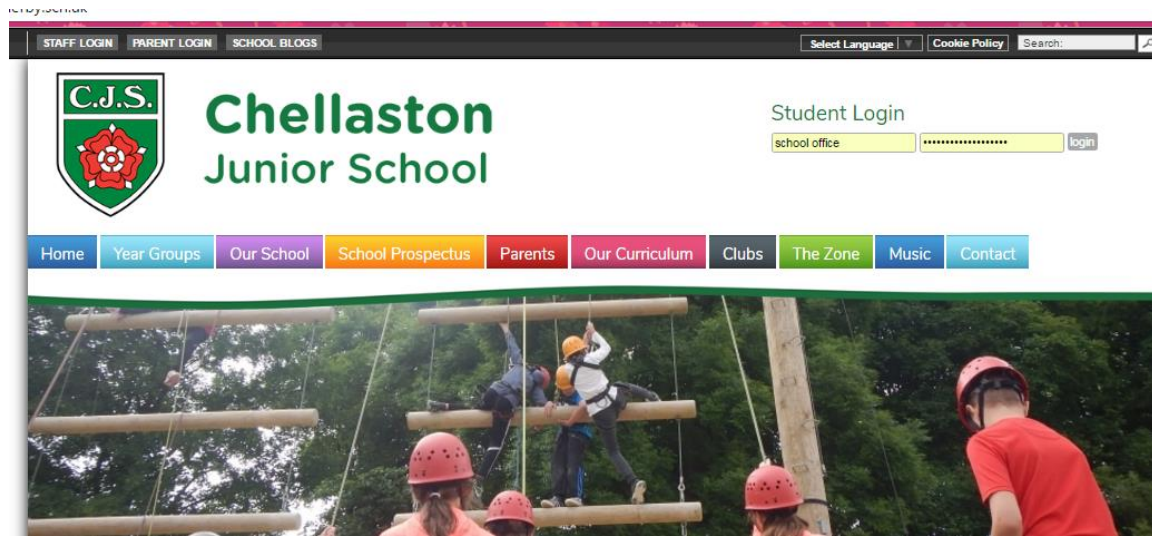
The screenshot shows the ParentPay website homepage. At the top left is the ParentPay logo, a blue circular icon with a white swirl, followed by the text "ParentPay". Below the logo is a navigation menu with links: Home, About Us, Parents, Schools, Authorities, Caterers, Support, and Contact Us. A search bar is located to the right of the navigation menu. The main content area is divided into three columns. The left column features a large image of two young girls in school uniforms, one whispering to the other. Below the image is a short paragraph of text and social media icons for Facebook and Twitter. The middle column contains an "Account Login" section with fields for Username and Password, a "Login" button, and links for "Forgotten Password" and "Activate". The right column has a section titled "I want to know more about..." with five links: "Parent support & FAQs", "Parent account activation", "Dinner money admin", "ParentPay Communication Centre", and "School online payments". At the bottom of the page, there are three buttons: "For Parents", "For Schools", and "For Authorities".

Used for all payments – we are a cash-less school
If you need a Pay Point Card, let us know

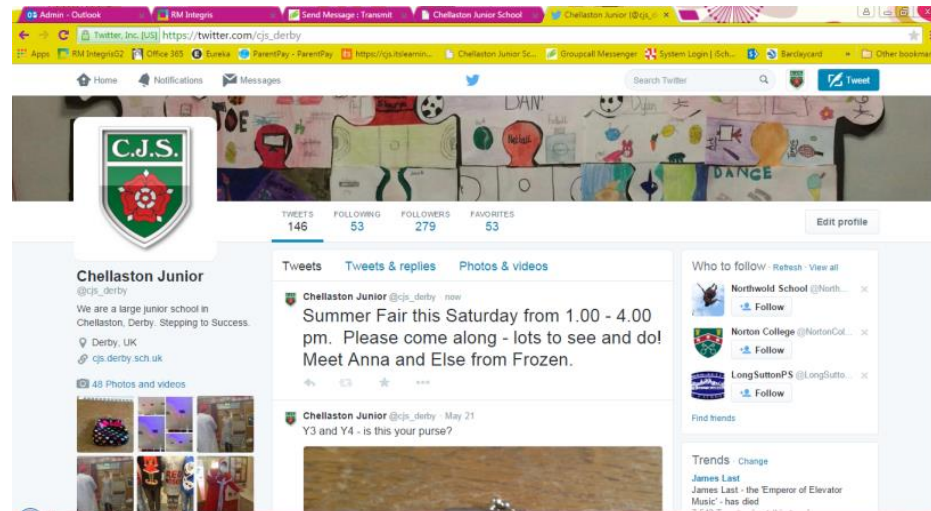





Our school website www.cjs.derby.sch.uk



Follow us
on twitter
[@cjs_derby](https://twitter.com/cjs_derby)





Transition Arrangements

Mrs J Stephenson





We want your child to be happy at CJS



VISITS

- Some children may require a little extra transition
- We have been to see the children at Chellaston Infants
- The Year 3 team will visit Chellaston Infants before the end of term.
- 'Shuffle Up' Day is on Monday 3rd July
- Some of our Year 3 children visit the Year 2 children at CIS
- CJS staff discuss the children with staff at all the feeder schools





We want your child to be
happy at CJS



ORGANISATION OF CLASSES

- When planning classes, we take a lot of information into consideration, along with academic achievement.
- If you have any concerns please see us at the end of the evening or organise a time to come into school and talk to us.





We want your child to be
happy at CJS



CONTACT WITH SCHOOL

- Open Evening – Thursday 13 July 4.30 – 6.00 pm
- Parents' Evenings in November and March
- Contacting your child's teacher
- Playground at the end of school
- Questions? Please ask a member of the team

